


# Quick Start Guide

## Bed/Chair Sensor Pad with Transmitter

Using a Sensor Pad can help alert facility staff when a resident is at increased risk for a fall due to self transfer attempts or other high-risk behavior.



### Turn Off


Begin with the transmitter switch in the off position.



### Place the Sensor Pad

With attached transmitter on the bed or chair.

*For this example the bed sensor pad is being used.*



### Place Resident on Pad


Once the resident is settled, turn the transmitter to the on position.



### If the Resident Gets Up


The staff will be notified via two-way radios, the Dashboard, and scrolling signs.

*If applicable.*



### Turn Off

The transmitter before repositioning the resident on the pad.



### Place Resident on Pad

Then turn the transmitter to the on position.

## Please Note

### Placing the Resident On the Pad Will Not Reset the Alarm

The transmitter must be turned to the off position to reset the alarm.



(800) 475-5852  
20809 Kensington Blvd, Lakeville, MN 55044  
[www.advancedwireless.com](http://www.advancedwireless.com)

